


Step by Step Guide

Submitting a Course Proposal for ASADS 2024

P. O. Box 1229
Cullman, Alabama 35056
Phone: 256-620-3304
Fax: 256-734-2657
Email: asadsalabama.com
Website: asadsonline.com



Step by Step Guide for Submitting a Course Proposal for ASADS 2024

Step 1. Click here to create your account and submit a course proposal for ASADS 2024 conference.

<https://events.decorporate.ca/ASADS2024/abstract/login.php>

Step 2. Click the *Don't Have an Account*

ASADS Presentation Manager
2024 ASADS Course Proposals

Login to the Site

Email Address
*

Password
*

Sign In

Lost your password?

Don't Have An Account? →

Step 3. Enter your information and create your password.

ASADS Presentation Manager
2024 ASADS Course Proposals

Register a New Account

← Already Have an Account? Login Now!

First Name
*

Last Name
*


Email Address
*

Phone Number

Password
*

Confirm Password
*

Sign Up



Step by Step Guide for Submitting a Course Proposal for ASADS 2024

Step 4. Automatically be taken to the abstract portal. You are now ready to submit a Course proposal.

The screenshot shows the 'ASADS Presentation Manager' interface for '2024 ASADS Course Proposals'. On the left, a sidebar menu includes 'Dashboard', 'Course Proposals', 'Submit Proposal', 'View All Proposals', and 'Additional'. A red arrow points to the 'Submit Proposal' button. The main content area features a 'Welcome kat House' section with a '2024 Call for Course Proposals' and a 'CALL DEADLINE September 30, 2023'. Below this, there is a detailed announcement about the 48th school of ASADS, its location at the Bryant Conference Center, and information about the school's history and the types of presenters and attendees expected.


Step 5. Click Complete Step 1 Add Primary Presenter

The screenshot shows the 'ASADS Course Manager' interface for '2024 ASADS Course Proposals'. The left sidebar menu is identical to the previous screenshot, with a red arrow pointing to the 'Submit Proposal' button. The main content area is titled 'Page 1' and 'Presenter(s)'. It displays a message: 'There are no presenters associated with this submission. Please create.' Below this message are three buttons: 'Add Primary Presenter', 'Add Secondary Presenter', and 'Add A Previously Created Presenter'. A 'Next' button is located at the bottom of the page.

Step 6. Enter Primary Presenter information:

Note: This information is need for each additional speaker.

The screenshot shows a 'Primary Presenter' form with a close button (X) in the top right corner. The form includes a note: 'Fields marked with a * are required.' There are three input fields: '* First Name', '* Last Name', and '* Credentials'. Below these fields is a section titled '* Please indicate which category that represents your qualifications:'. This section lists three categories with their respective requirements: Category 1 (Individual must hold a graduate degree or be qualified by education/experience/training), Category 2 (Individual must hold a graduate degree directly related to the subject matter or be qualified by education/experience/training), and Category 3 (Individual must be qualified by education/experience/training). At the bottom, there are three radio button options: 'Category 1 Presenter', 'Category 2 Presenter', and 'Category 3 Presenter'.



Step by Step Guide for Submitting a Course Proposal for ASADS 2024

Step 6. Continued

*** Mailing Address**

Street Address

Address Line 2

*** City**

*** Province / State / Region**

*** Postal / Zip Code**

Country

*** Email**

*** Phone**

*** Support**

Will you receive support from your employer for this presentation?

Yes

No

*** If yes, which category?**

Travel


Accommodations

Conference Registration

Presenter CV or Resume Attachment *
 No file chosen

Speaker's Bio *
 No file chosen

Photo *
 No file chosen



Fields marked with a * are required.

Step 7. Complete Step 2 by entering your course information

ASADS Course Manager Welcome kat | Logout
2024 ASADS Course Proposals

Dashboard Page 1 / Page 2

Course Proposals

Page 1

Page 2

Additional

*** Workshop Type**

Counseling Theory/Practice and the Counseling Relationship

Human Growth and Development

Social and Cultural Foundations

Group Dynamics and Counseling

Career Development and Counseling


Assessment

Research and Program Evaluation

Counselor Professional Identity and Practice Issues.

Wellness and Prevention

Other (please specify)



Step by Step Guide for Submitting a Course Proposal for ASADS 2024

Step 7 Continued

*** Course Title**

0 word(s) (10 max)

*** Course Description**

To be used in the agenda

Course Objectives
(Please review and use the list of Identified Learning Objective and Desired Outcomes when you are developing your objectives.)

*** Objective 1**

*** Objective 2**

*** Objective 3**

Objective 4

Objective 5

*** Workshop Length**

3 Hour

Plenary Session - 45 minutes

*** Class Size Please let me know the maximin number you will allow.**

*** Have you presented this workshop before**


Yes

No

*** Have you or are you planning to submit this course to other conferences in 2024?**

Yes

No





March 18-22, 2024
Bryant Conference Center
240 Paul W Bryant Drive
Tuscaloosa, Alabama, 35401